

Quick Start Guide

Copying Industrial Equipment Units

○ Objectives:


- 1** Access the browse tree in the equipment tab
- 2** Review your industrial equipment units
- 3** Learn how to copy industrial equipment units in 3 easy steps




Copying Industrial Equipment

- The equipment tab allows you to quickly access and manage your equipment. In this quick start guide, you'll learn how to easily:

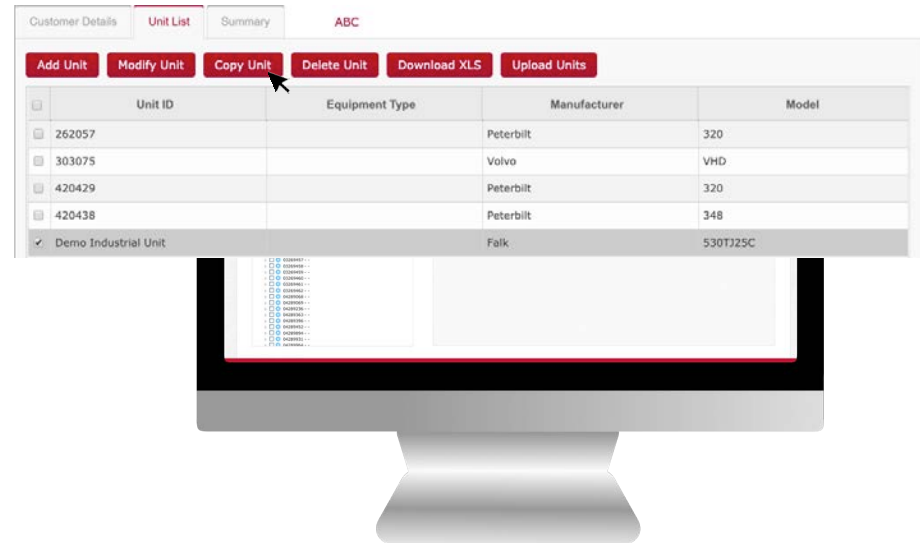
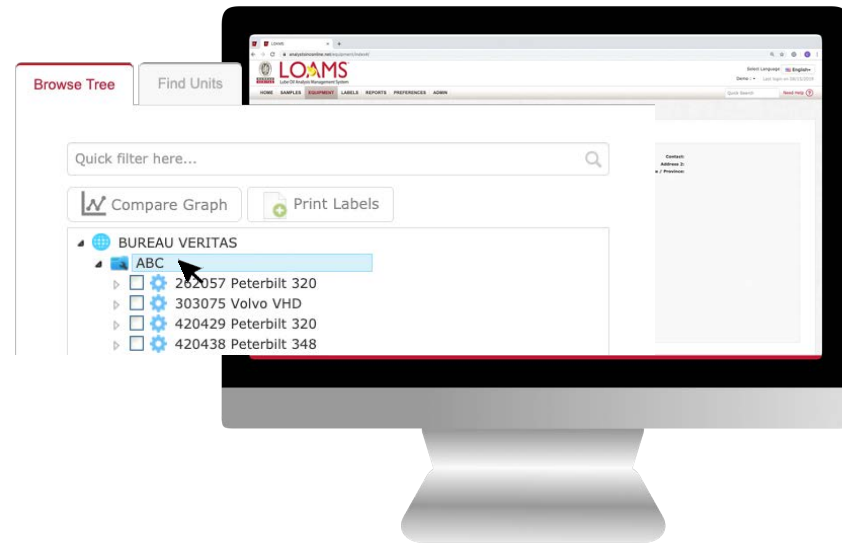
- ✓ Copy industrial equipment units



Copying Industrial Equipment

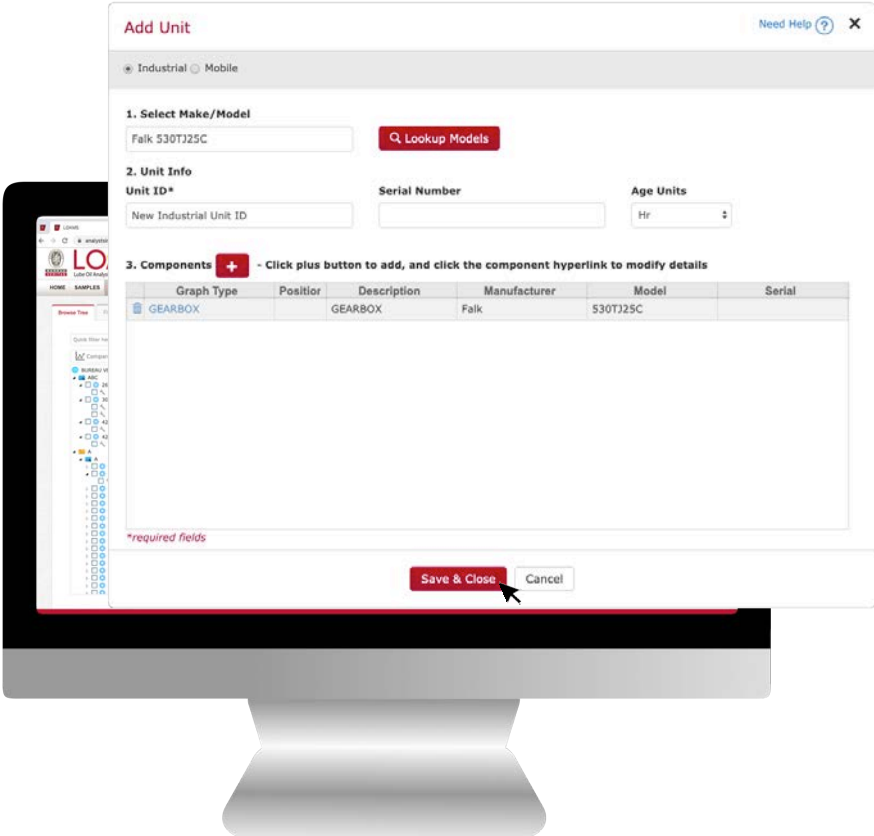
1 The first step begins by making a click on the equipment tab to open the equipment page. Inside the browse tree tab, click on the worksites folder  to view your equipment unit list.

2 After clicking the worksites folder, you'll see the components details, unit list and summary tabs. Click on the unit list, find the unit you plan to delete and select the checkbox that corresponds to the unit ID. After selecting the check box, click the copy unit button. This action will open the add unit window.



Copying Industrial Equipment

3 In the add unit window, enter the unit and component information, and click the save and close button to save the copied unit. You have successfully copied an industrial equipment unit in LOAMS. The copied unit will now appear under your unit list and in the equipment hierarchy.



Add Unit Need Help ? X

Industrial Mobile

1. Select Make/Model

Falk 530T25C Lookup Models

2. Unit Info

Unit ID* Serial Number Age Units

New Industrial Unit ID Hr

3. Components + - Click plus button to add, and click the component hyperlink to modify details

Graph Type	Position	Description	Manufacturer	Model	Serial
GEARBOX		GEARBOX	Falk	530T25C	

*required fields






Save & Close Cancel



Please note, copying units will save you time when creating units with similar make and models. For each unit you copy, a new unique unit ID is required for the copy you are creating.



LOAMS — The Lube Oil Analysis Management System — by Bureau Veritas gives you access to real-time oil analysis data from your computer, tablet or mobile device. LOAMS is:

-  **Cloud-Based** Multiple graphing functions allow users to create custom graphs to plot trends and compare equipment.
-  **Scalable** LOAMS can be scaled to match your needs.
-  **Configurable** Data access, user permissions and system functionalities can be configured by user or company.
-  **Customizable** Users can customize the application to manage data according to individual needs and preferences.
-  **Simple** User-friendly interface provides a simple and easy-to-use application for all skill levels.



LOAMS SUPPORT DESK

Phone: 1.800.655.4473

Email: LOAMS@us.bureauveritas.com

