

Quick Start Guide

Printing Sample Reports in LOAMS

○ Objectives:

- 1** Explore the print report feature
- 2** Learn how to print sample reports
- 3** Print sample reports in 4 easy steps

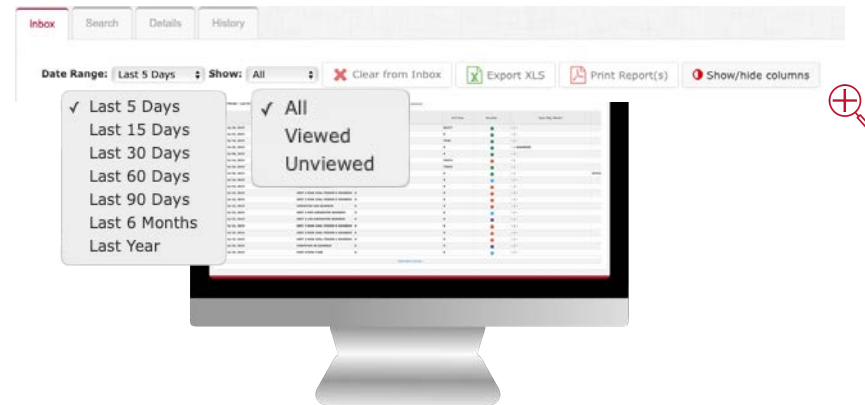


Printing Sample Reports

- Printing one report or multiple sample reports in LOAMS can be done in 4 easy steps. Simply:

1 Find the samples tab in your screen and click it to access the sample's inbox.

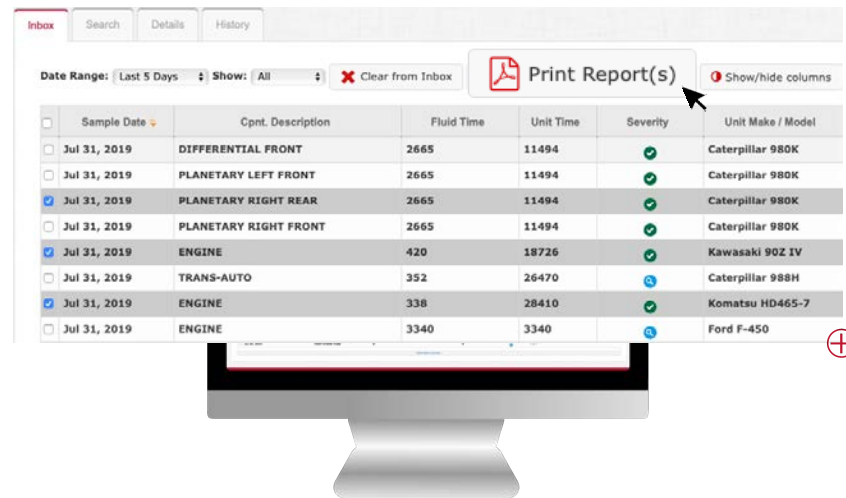
2 In the inbox, you'll see a vertical scrollable list of all your sample reports. This list view can be configured by date range, viewed and unviewed reports; allowing you to instantly find a specific report. In this step, select the date range or show preferences to narrow the list view.





Printing Sample Reports

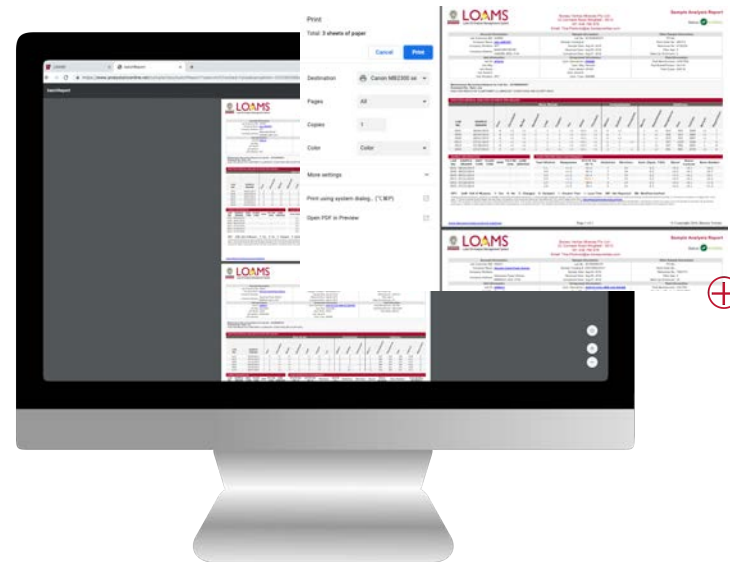
3 Once you locate the specific sample report that you need to print, select the checkbox next to the sample and click the Print Report(s) button. To print multiple reports, select the corresponding sample checkboxes and then click the Print Report(s) button.



4 After clicking the Print Report(s) button, a new window tab will appear displaying the selected sample reports in a PDF format. This new tab will allow you to print the report or download the report to your computer. You can print the report by right clicking your mouse and selecting the print option or by using the following keyboard shortcuts:






PC users: Press and hold **Ctrl+P**

Mac users: Press and hold **Command+P**





LOAMS — The Lube Oil Analysis Management System — by Bureau Veritas gives you access to real-time oil analysis data from your computer, tablet or mobile device. LOAMS is:

-  **Cloud-Based** Multiple graphing functions allow users to create custom graphs to plot trends and compare equipment.
-  **Scalable** LOAMS can be scaled to match your needs.
-  **Configurable** Data access, user permissions and system functionalities can be configured by user or company.
-  **Customizable** Users can customize the application to manage data according to individual needs and preferences.
-  **Simple** User-friendly interface provides a simple and easy-to-use application for all skill levels.



LOAMS SUPPORT DESK

Phone: 1.800.655.4473

Email: LOAMS@us.bureauveritas.com

