

LOAMSSM

Lube Oil Analysis Management System

Mobile App Quick Start Guide (Android Version)



To find the app in the Google play store, search for “LOAMS”



LOAMS Mobile
Bureau Veritas - OCM
E Everyone

INSTALL



1



Business



Similar




Tap on the **INSTALL** button to install the app on your phone

The fastest mobile app for managing your oil analysis data is here!

READ MORE



BUREAU
VERITAS



Tap “Accept” when prompted.
Please note that the app will not
complete installation without this
access.



Bureau Veritas will not share any photos/medias/files.
This is required as to integrate barcode scanning on
future updates. To view our full privacy policy please go
to <http://www.bureauveritas.com/footer/privacy-policy/>



**BUREAU
VERITAS**

LOAMS
Lube Oil Analysis Management System

LOAMS Mobile Login

Username

Password

Sign In

[Forgot your Username and Password](#)

[Request New Account](#)

Enter in your username and password and tap on the **Sign In** button. Your log in credentials are the same as the desktop version.

If you've forgotten your username and/or password click on the **Forgot your Username and Password** link, then enter in your email address and a new password will be sent to your email shortly.

If you are new to LOAMS you can request a new account by clicking on the **Request New Account** link and setting up your username and password. Please note that it may take up to 48 hours for your new account to be activated.





Once signed in you'll see your sample inbox. Your most recent samples will be at the top. The orange dot means that the sample has not been viewed yet.

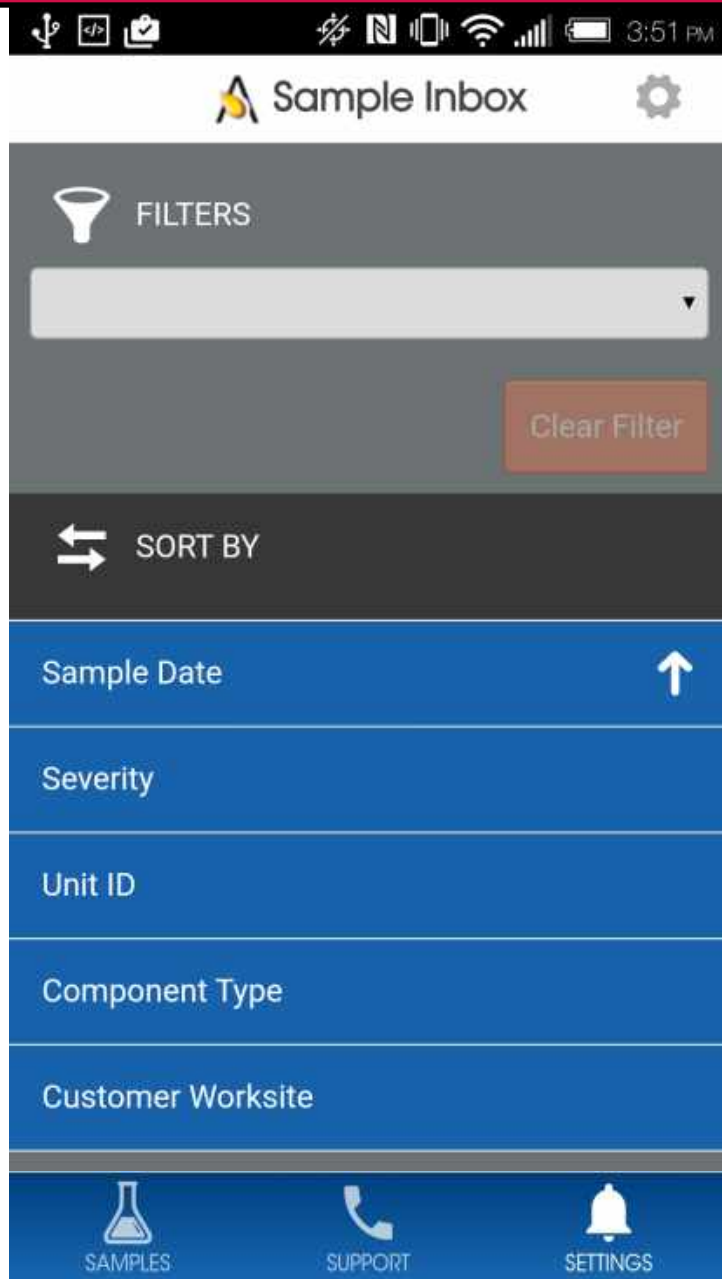
You can search for a sample by typing in the top search box.

Tap on the gear icon in the top right to sort your inbox.

Tap on a sample to view the sample details screen.



BUREAU
VERITAS



Select a filter you want to search by – please note that filters can only be set up on the desktop version of LOAMS, and some filters are not applicable to the mobile version of LOAMS.

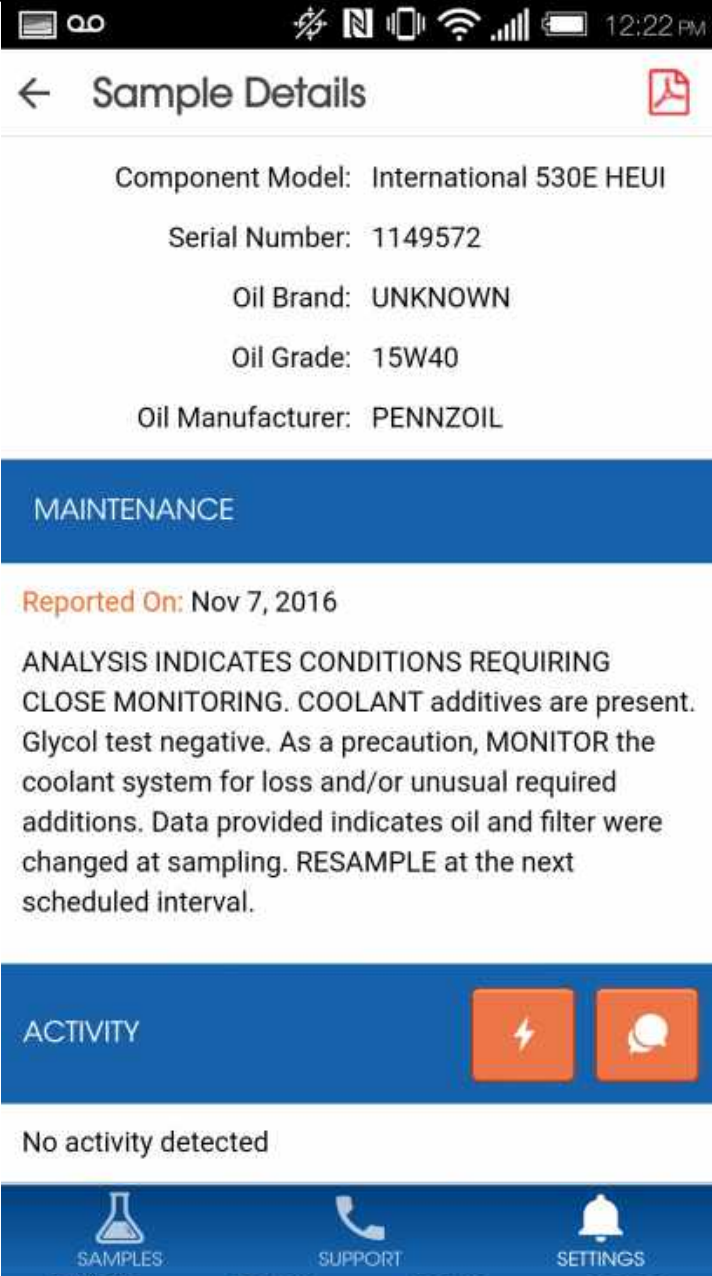
You can sort your inbox by tapping on Sample Date, Severity, Unit ID, Component Type, or Customer Worksite, or date range.





The Sample Details screen shows you details about the sample report. Tap on the icon on the top right of your screen to open the PDF version of your report.






The bottom of the Sample details screen allows you to add sample actions and sample comments.



The lightning bolt icon allows you to assign a Sample Action



The chat bubble icon allows you to add comments to the sample.



BUREAU
VERITAS

Assign To*

Type to find users...

Status*

Resolution

Comments*

Work Order Number

Estimating Savings

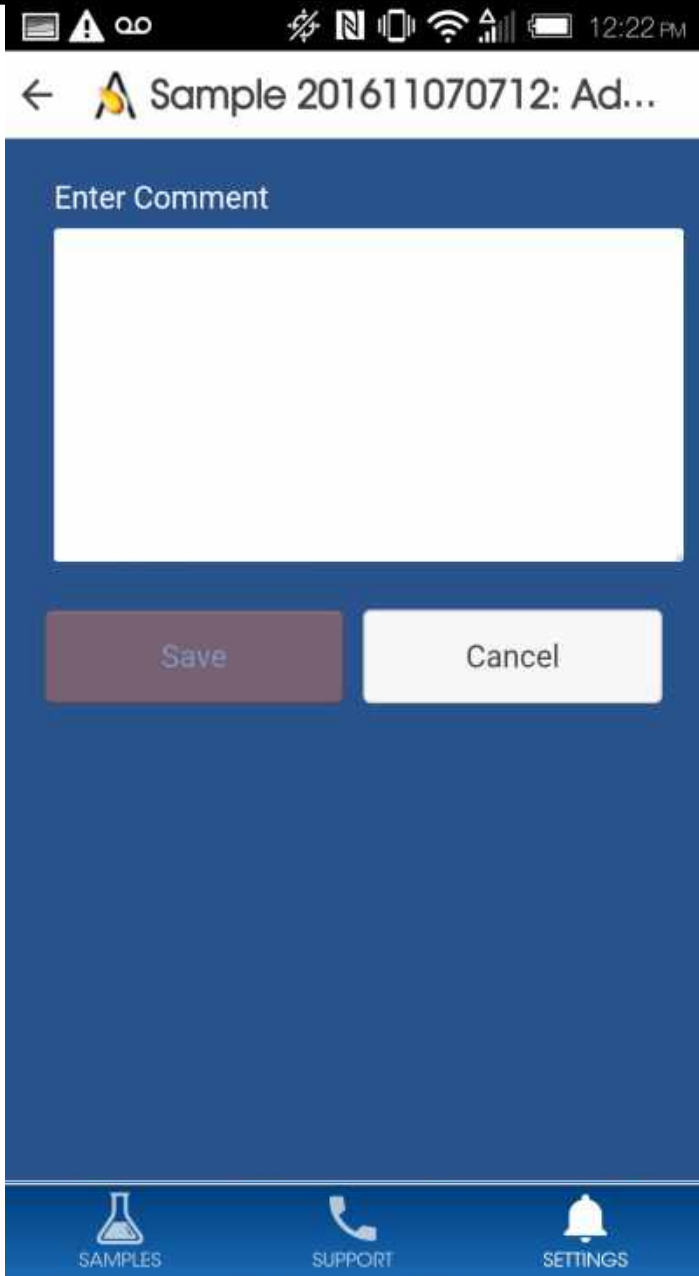
SAMPLES SUPPORT SETTINGS

Assigning a sample action allows you to assign maintenance duties or follow up actions to your sample results.

1. First under assign to type in the email address you want to assign this sample action to
2. Tap on the drop down under Status to assign a status.
3. Enter in additional comments
4. Once complete click Save and an email will be sent to the person you've assigned the sample action to.



BUREAU
VERITAS



Sample Comment allows you to enter a comment and click save. This comment will appear under the sample details screen in the app.

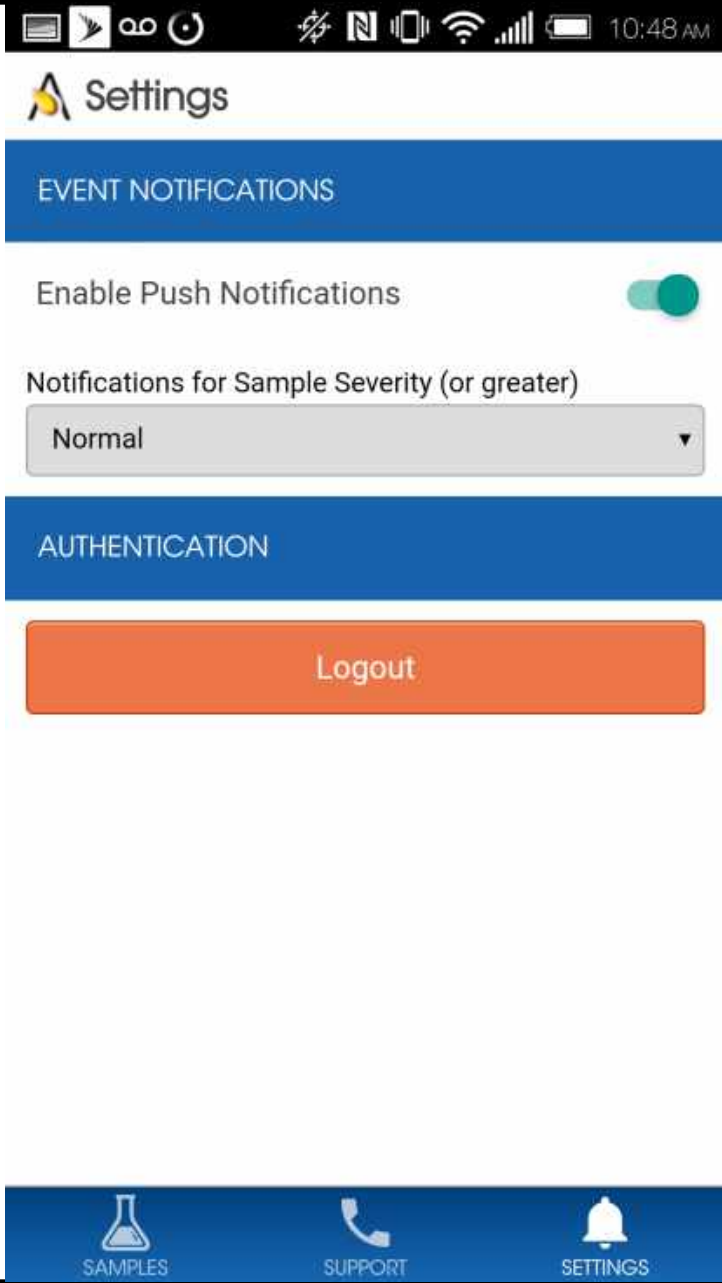


CUSTOMER CARE CENTER SUPPORT

 [1-800-655-4473](tel:1-800-655-4473)

 LOAMS@analystsinc.com

Tap on the Support icon to pull up the Customer Care Center support. Click on the phone number to call us or select on the E-mail address to send us an email message.



Tap on Settings to set up your notifications. To set up your push notifications slide your finger so that it turns green.

You can also select which severities you'd like to receive push notifications on by selecting the severity on the drop down list.

Note: Changing your settings in the app does NOT change your notification settings on the desktop version or change your email settings.





LOAMS® SUPPORT DESK:

Phone: **1-800-655-4473**

Email: **LOAMS@AnalystsInc.com**

www.AnalystsIncOnline.com

www.AnalystsInc.com/LOAMS-Resource-Center

